
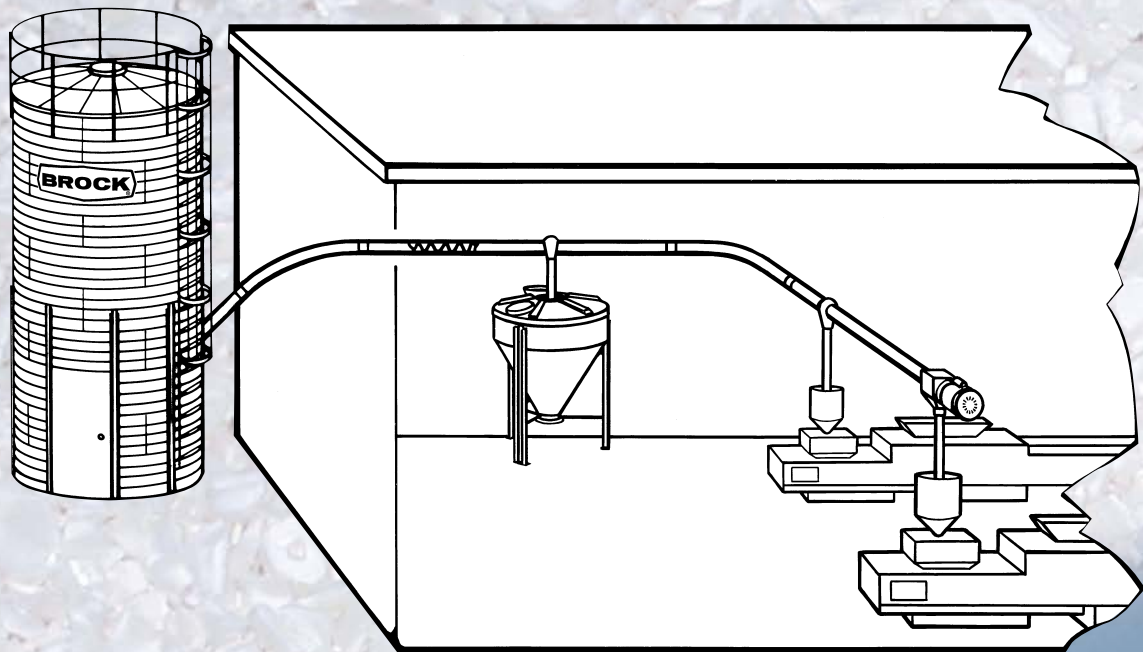




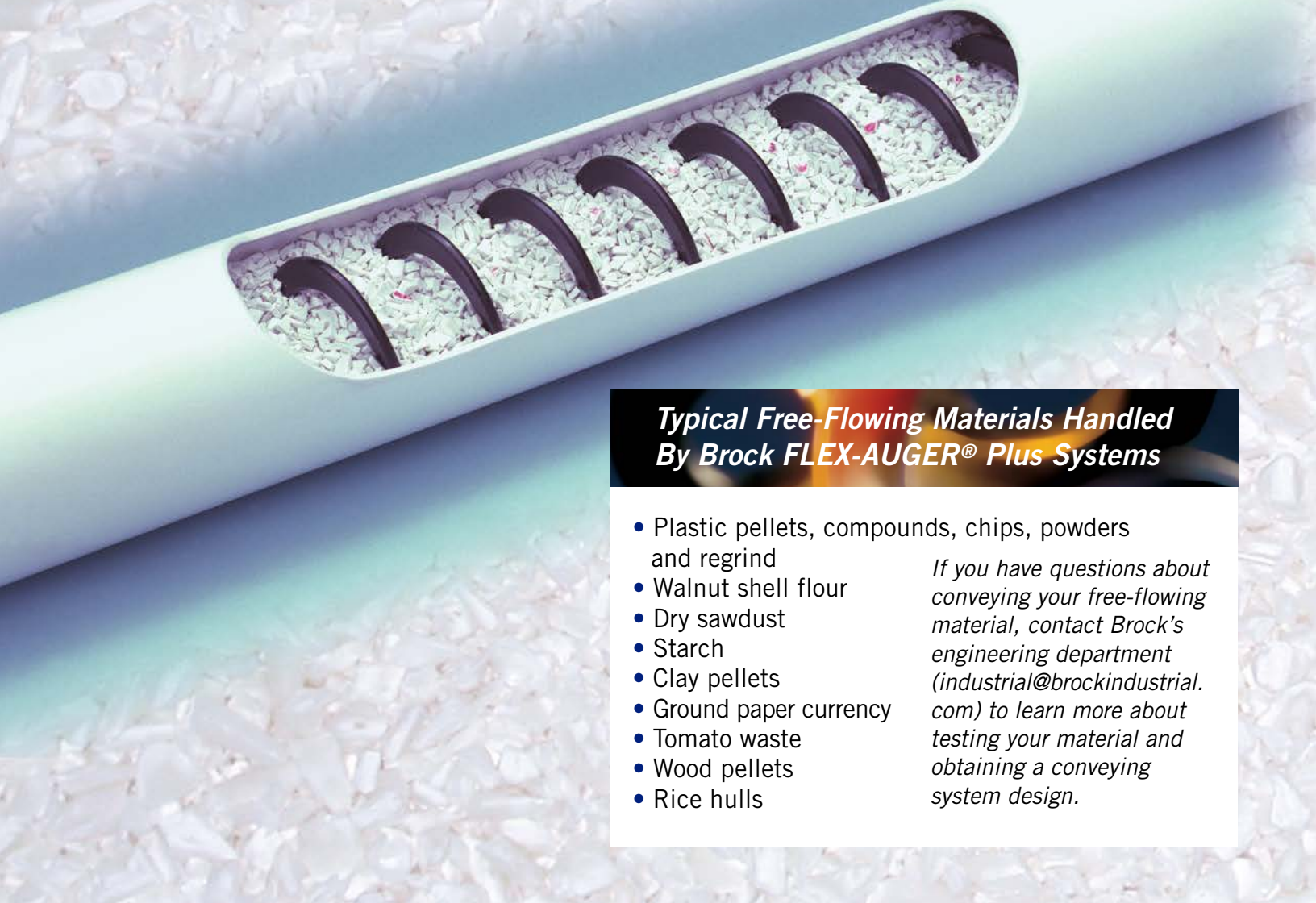
*INDUSTRIAL CONVEYING*



# ECONOMICAL SOLUTIONS TO MATERIAL CONVEYING NEEDS



***Brock FLEX-AUGER® Plus Conveying System***



## ***Typical Free-Flowing Materials Handled By Brock FLEX-AUGER® Plus Systems***

- Plastic pellets, compounds, chips, powders and regrind
- Walnut shell flour
- Dry sawdust
- Starch
- Clay pellets
- Ground paper currency
- Tomato waste
- Wood pellets
- Rice hulls

*If you have questions about conveying your free-flowing material, contact Brock's engineering department ([industrial@brockindustrial.com](mailto:industrial@brockindustrial.com)) to learn more about testing your material and obtaining a conveying system design.*

## INCREASE BOTTOM LINE PROFIT POTENTIAL WITH FLEX-AUGER CONVEYING

The **Brock FLEX-AUGER® Plus Material Conveying System** is designed exclusively for handling free-flowing industrial materials. It saves valuable floor space and the labor costs associated with moving raw materials around the plant. The FLEX-AUGER Plus System has been the efficient and economical solution for industrial applications for over 30 years.

Different by design, the FLEX-AUGER Plus System features a single-piece spiral steel auger inside PVC tubing for use in moving raw materials in or out of your plant and up, down, or around corners. Where hot or abrasive materials are to be conveyed, the auger tubing can be steel instead of PVC.

The Brock system is totally enclosed, reducing dust and noise. Outlet drops, direct-drive motors with gearheads, discharge boots for silos (single or twin outlet) and level control monitors that permit energy-saving, automatic operation complete the system.

Design does matter! Users find that a Brock FLEX-AUGER Plus System is different in a number of ways. The most notable are:

- Costs less to install.
- Requires less horsepower, saving energy.
- Capable of running continuously or on demand to save energy.
- Instant, full-load start-up saves time.
- Runs quieter, reducing plant noise levels.
- Has fewer parts and components for more dependability.
- Enclosed system eliminates dust and contamination.

## FLEX-AUGER® CAPACITY CHART

BROCK FLEX-AUGER® PLUS MODEL	Tube Outside Diameter inch/mm	Standard Maximum Length feet/meters	Extension Length* feet/meters	Maximum Corner Radius feet/meters	Maximum Capacity per Minute ft <sup>3</sup> /min. - m <sup>3</sup> /min.	Maximum Capacity per Hour ft <sup>3</sup> /hr. - m <sup>3</sup> /hr.	Maximum Delivery Rate** lb./min. - kg./min.	Particle Diameter inch/mm
MODEL 2000	2.95 in. 75 mm	120 ft. 36.5 m	145 ft. 44.2 m	5 ft. 1.5 m	1.25 ft <sup>3</sup> .04 m <sup>3</sup>	75 ft <sup>3</sup> 2.1 m <sup>3</sup>	50 lbs. 22.7 kg	.13 in. 3.3 mm
MODEL 2500	3.5 in. 89 mm	100 ft. 30.5 m	115 ft. 35.1 m	5 ft. 1.5 m	1.25 ft <sup>3</sup> .04 m <sup>3</sup>	75 ft <sup>3</sup> 2.1 m <sup>3</sup>	50 lbs. 22.7 kg	.40 in. 10.2 mm
MODEL 3000	3.5 in. 89 mm	100 ft. 30.5 m	115 ft. 35.1 m	5 ft. 1.5 m	2.5 ft <sup>3</sup> .07 m <sup>3</sup>	150 ft <sup>3</sup> 4.3 m <sup>3</sup>	100 lbs. 45.5 kg	.25 in. 6.4 mm
MODEL 6500	4.5 in. 115 mm	100 ft. 30.5 m	115 ft. 35.1 m	5 ft. 1.5 m	5.5 ft <sup>3</sup> .16 m <sup>3</sup>	330 ft <sup>3</sup> 9.4 m <sup>3</sup>	220 lbs. 99.8 kg	.40 in. 10.2 mm

\* By using extension boot at motor end of first auger, plus additional tube, auger, and motor.

\*\* Calculated at 40 pounds per cubic foot (640 kilograms per cubic meter) material density at 348 RPM.

NOTE: Testing of materials is recommended for verification of conveying capacity and power requirements for all models.

In the pursuit of LEADERSHIP THROUGH INNOVATION®, Brock reserves the right to change specifications without prior notice.





ECONOMICAL STORAGE SOLUTIONS

## COMPLETE YOUR MATERIAL HANDLING SYSTEM WITH BROCK-DESIGNED STORAGE SILOS

Brock also manufactures the most complete line of skirted and unskirted corrugated steel silos available. With industrial bulk storage capacities ranging from 450 through 6,000 cubic feet (12 through 175 cubic meters), Brock's bolted steel silos are offered in diameters ranging from 9 to 18 feet (2.7 to 5.5 meters). The silos feature a standard 10-degree sloped roof complete with perimeter guardrail and toe board. A selection of slide gates and discharge angles are also available.

The combination of Brock's silos with Brock's FLEX-AUGER® Plus Conveying System and accessories provides proven technology with an economical approach to materials handling. Brock products make it easier to design the best and most reasonably priced system to meet your specific material handling needs.



**Auger Discharge Heads** are available in both 90° and 45° configurations to offer maximum flexibility in system layout.



**Boot Transitions** come in straight-out as well as 15° and 30° versions for attaching FLEX-AUGER® Plus to silo, surge tank, granulator, or blender.



### BROCK INDUSTRIAL SYSTEMS

A Division of CTB, Inc.  
A Berkshire Hathaway Company  
Phone: +1 574.658.4191  
[www.brockindustrial.com](http://www.brockindustrial.com)  
Email: [sales@brockgrain.com](mailto:sales@brockgrain.com)

BR-2006/201904